JOINT TRENCH COMPOSITE

P2 — PRIMARY CONDUCTOR/CABLE - 3 - #700 AL XLP IN 6" CONDUIT
S2 — PRIMARY CONDUCTOR/CABLE - 3 - #1/0 AL XLP IN 4" CONDUIT
S3 — PRIMARY CONDUCTOR/CABLE - 2 - #1/0 AL XLP IN 4" CONDUIT
SY1 — SECONDARY CONDUCTOR/CABLE - #4/0 AL XLP TPX IN 3" CONDUIT
S4 — SECONDARY CONDUCTOR/CABLE - #350 AL XLP TPX IN 3" CONDUIT
SERVICE CONDUCTOR/CABLE - #1/0 AL TPX IN 2" CONDUIT
SECONDARY CONDUCTOR/CABLE - 1000 AL QPX IN 5" DUCT

NOTE:
LAND DEPARTMENT TO SECURE ALL LAND RIGHTS & PROVIDE STAKING OF EXISTING ROAD R/W.

CAUTION:
EXISTING UG 4" HP STEEL GAS MAIN ON N/S OF ACAMPO RD.
EXISTING UG TELEPHONE ON SOUTH SIDE OF ACAMPO ROAD.

TELEPHONE & TV TO EXCAVATE FROM THEIR RESPECTIVE SUBSTRUCTURES & TRENCH TO THE JOINT TRENCH.

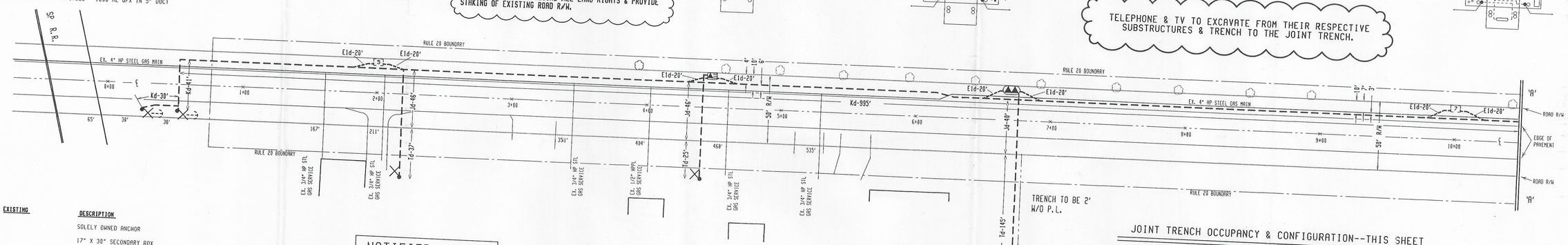

INSTALL	EXISTING	DESCRIPTION
		SOLELY OWNED ANCHOR
[2]		17" X 30" SECONDARY BOX
[5]		3' X 5' PRIMARY BOX
[7]		4'6" X 8'6" PRIMARY BOX
		HORIZONTAL TRANSFORMER - SIZE AS SHOWN
		JOINT POLE
		SOLELY OWNED DISTRIBUTION POLE
		RISER

NOTIFIED U.S.A.
DATE:
TICKET #
BY:

PLEASE CALL U.S.A. AT LEAST 48 HOURS PRIOR TO EXCAVATING IN THIS AREA
1-800-227-2600

TRENCH SUMMARY-THIS SHEET

1,565' -- DISTRIBUTION TRENCH (24" x 60")

1 - HORIZONTAL TRANSF
1 - [5] SPLICE BOX (36" x 60")
1 [7] SPLICE BOX (4'6" x 8'6")
1 DUAL HORIZONTAL TRANS

NOTE: CONTACT CUSTOMER FOR LOCATION OF LEACH LINES

JOINT TRENCH OCCUPANCY & CONFIGURATION--THIS SHEET

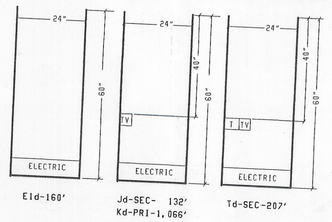

MAP P3-10

ELECTRIC UNDERGROUND CONDUIT DESIGN

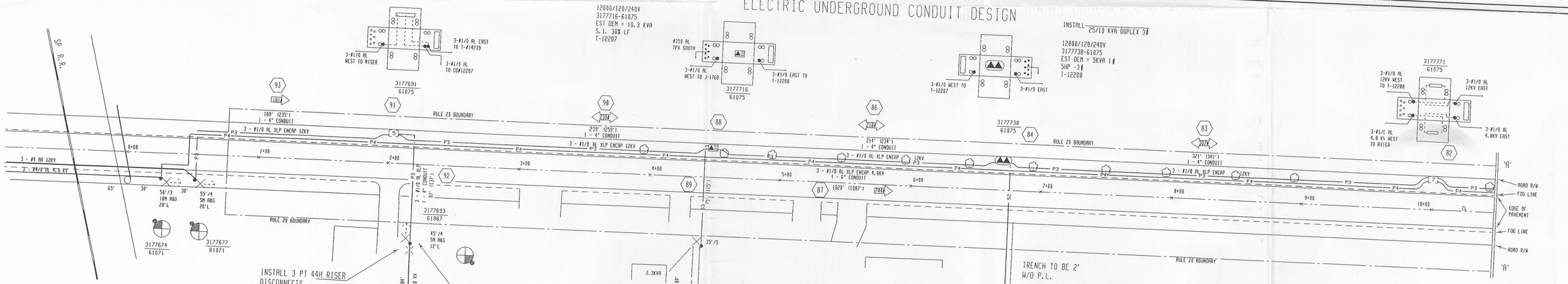

PLEASE CALL U.S.A. AT LEAST 48 HOURS PRIOR TO EXCAVATING IN THIS AREA
1-800-642-2444

APPROVED BY	ORDER 7010109
	SUPV. AMD
	DSGN.
	DWN. KRS
	CHKD. MFL
	O.K. BMT
	DATE
	SCALES 1" =40'

ACAMPO RD RULE 20A

ACAMPO RD FROM HWY#99 WEST
JOINT TRENCH COMPOSITE
ACAMPO UNINC
PACIFIC GAS AND ELECTRIC COMPANY
SAN FRANCISCO, CALIFORNIA

BILL OF MATL	
DWG LIST	
SUPSDS	
SUPSD BY	
SHEET NO. 1a/4a SHEETS	
0731E7598	REV.